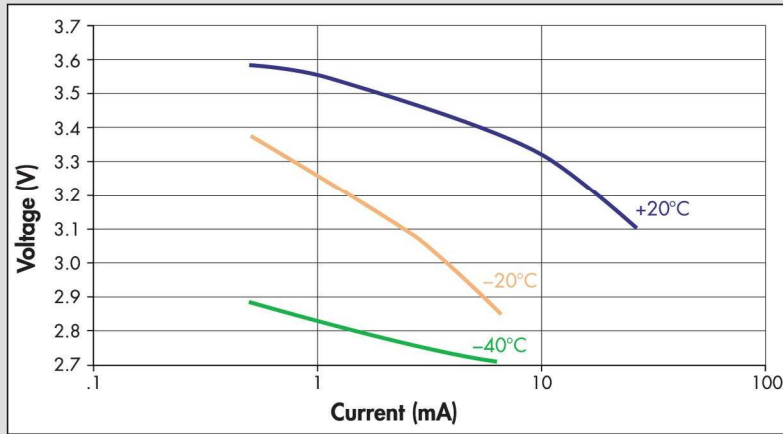
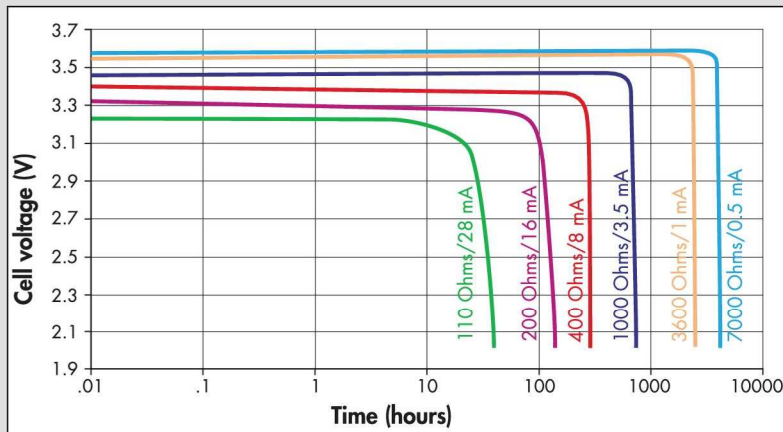


LS 14500 C

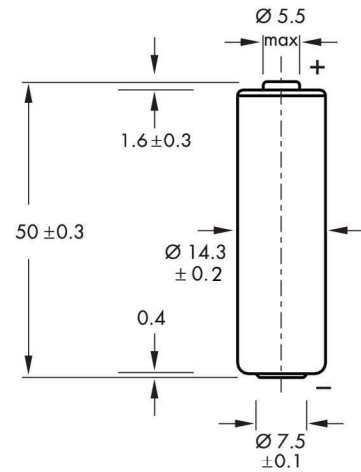
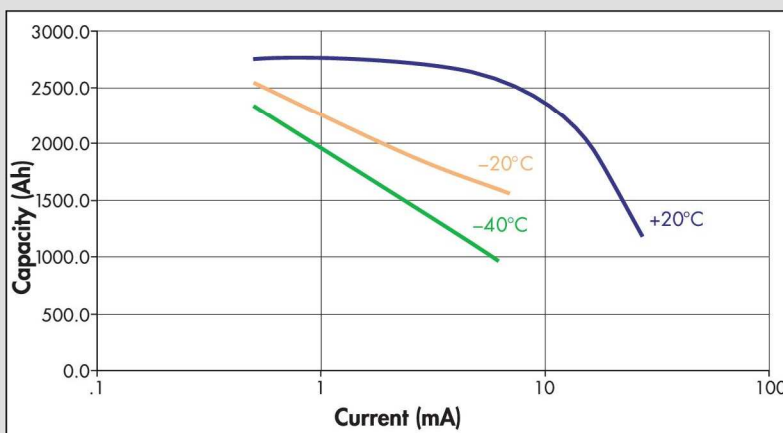
Voltage plateau versus Current and Temperature (at mid-discharge)



Discharge profiles at +20°C



Capacity versus Current and Temperature (2.0 V cut off)



dimensions in mm



12, rue Sadi Carnot
 93170 Bagnole - France
 Tel +33 (0)1 49 93 17 70
 Fax +33 (0)1 49 93 19 69
 Internet: <http://www.saftbatteries.com>
 Doc. N° 12.00 - 31012.2
 Published by the Communications Department

Information in this document is subject to change without notice and becomes contractual only after written confirmation by Saft.